

18.1021 1.0000

18.1021 1.0000

18.1021 1.0000

18.1021 1.0000

18.1021 1.0000

18.1021 1.0000

18.1021 1.0000

18.1021 1.0000

18.1021 1.0000

18.1021 1.0000

18.1021 1.0000

18.1021 1.0000

18.1021 1.0000

18.1021 1.0000

18.1021 1.0000

18.1021 1.0000

18.1021 1.0000

18.1021 1.0000

18.1021 1.0000

18.1021 1.0000

18.1021 1.0000

18.1021 1.0000

18.1021 1.0000

18.1021 1.0000

18.1021 1.0000

18.1021 1.0000

18.1021 1.0000

18.1021 1.0000

18.1021 1.0000

18.1021 1.0000

18.1021 1.0000

18.1021 1.0000

18.1021 1.0000

18.1021 1.0000

18.1021 1.0000

18.1021 1.0000

18.1021 1.0000

18.1021 1.0000

18.1021 1.0000

18.1021 1.0000

18.1021 1.0000

18.1021 1.0000

18.1021 1.0000

18.1021 1.0000

18.1021 1.0000

18.1021 1.0000

18.1021 1.0000

18.1021 1.0000

18.1021 1.0000

18.1021 1.0000

18.1021 1.0000

18.1021 1.0000

18.1021 1.0000

18.1021 1.0000

18.1021 1.0000

18.1021 1.0000

18.1021 1.0000

18.1021 1.0000

18.1021 1.0000

18.1021 1.0000


Date:

Page:

Date:

Page:


Classmate
 Activity Book




DATE: _____


NAME: _____

Page No. _____
Date: _____





The image displays a sheet of graph paper. At the top, there is a header section divided into four columns. The first and second columns are labeled "2010" and "Year" respectively. The third and fourth columns are also labeled "2010" and "Year". The main body of the page is a large grid of small squares, typical of graph paper, used for drawing or plotting.



1111


Date:

1111

Page:

Page No. _____

Date: _____



113

Date

113

Time

11/11/20
Page No. 113